



# ASSESSOR'S OFFICE

Jenny L. Estlund, Assessor

[www.co.asotin.wa.us/assessor](http://www.co.asotin.wa.us/assessor)  
[assessor@co.asotin.wa.us](mailto:assessor@co.asotin.wa.us)

An Early Look:

## New state education funding impacts on property taxes

The Washington Legislature recently passed House Bill 2242, an act to fully fund basic K-12 education by reforming state and local education contributions. A new two-step funding mechanism will be put in place in 2018 and 2019.

### What does this mean to taxpayers?

Taxpayers can expect a sharp increase in the State Schools tax portion of their property tax bills for 2018, but a decline in their local school taxes the following year. Here's why:

Beginning in 2018, the State Schools levy rate on local tax bills will increase to \$2.70 per \$1,000 of assessed valuation and hold steady for four years. Due to the requirement of state wide equalization, in 2017 Asotin County's State School Levy was equalized by 12.5%. That rate is utilized in the example below as an estimate.

Existing voter-approved local school district maintenance and operations levies will remain in effect through 2018.

In 2019, local maintenance and operation levies will give way to enrichment levies as the state picks up M&O costs. Voters can approve local enrichment levies, and any remaining M&O levy dollars can be rolled over into them.

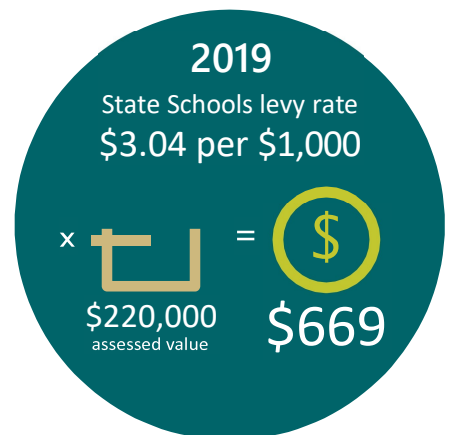
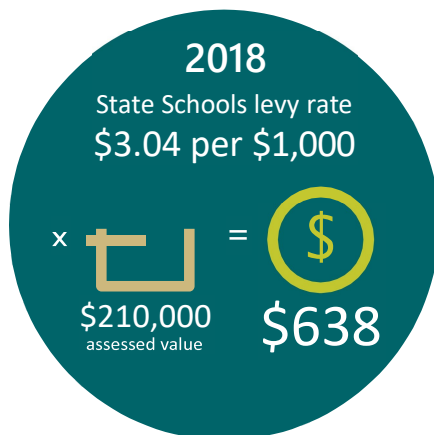
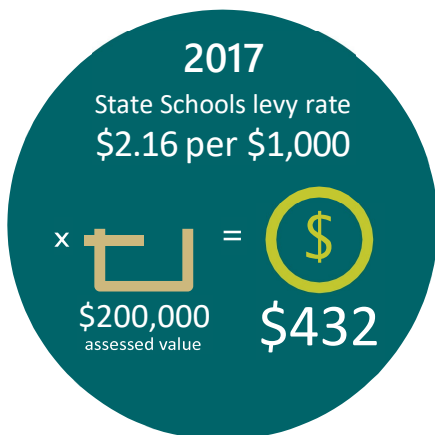
Enrichment levies are capped at \$1.50 per \$1,000 of assessed value or \$2,500 per student, whichever is less. Beginning in 2020, enrichment levies will be subject to approval by the state Office of Superintendent of Public Instruction.

Other voter-approved measures, such as bonds and technology levies, will be unaffected.

### Here's how the numbers will work

Under Washington law, property is assessed at 100 percent of market value. Our state now has the fastest increasing home values in the country. Typically, tax levy rates drop as the collective assessment rises. But under the new law, the statewide school levy rate will be constant for the next four years.

## Here's how it will work: State Schools levy rate



 Assessed values on the rise

Although the State Schools levy rate will increase in 2018, any local enrichment levy rate voters approve starting in 2019 will be capped at \$1.50 per \$1,000. That rate is below rates for all Asotin County school districts' current maintenance and operations levies; their rates range from approximately \$3.66 per \$1,000 to \$4.06 per \$1,000. The cap means that in 2019, property owners may see a decrease in their local levy tax bills.

### Questions regarding House Bill 2242 should be directed to the following:

Representative Joe Schmick – Phone: (360) 786-7844 – Email: [joe.schmick@leg.wa.gov](mailto:joe.schmick@leg.wa.gov)

Representative Mary Dye – Phone: (360) 786-7942 – Email: [mary.dye@leg.wa.gov](mailto:mary.dye@leg.wa.gov)

Washington State Department of Revenue Property Tax Division – Phone: (360) 534-1400

Office of Superintendent of Public Instruction – Phone: (360) 664-3631

